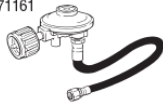


The Old Candle Barn, Inc.

Mr Heater, Hoses and Accessories Wholesale Order Form

F271161



22" Repl. Propane BBQ Hose & Regulator Assembly with Appliance End Fitting
(Regulator w/Appliance End Fitting x 3/8" Female Flare) – For Type 1 (QCC-1®) gas grill systems


F273071



5' Propane Hose/Regulator Assembly
Regulator w/P.O.L. and Handwheel x 3/8" Female Flare) – Connects low pressure portable propane appliances to 20 lb. cylinder.

F273072

12' Propane Hose/Regulator Assembly
See description for F273071 above.



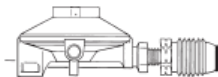
30" Propane Hose Assembly
(3/8" Male Pipe Thread x 3/8" Female Flare) – Most commonly used to hook a low pressure regulator to an appliance

F273703-60



5' Propane Hose Assembly
(Acme Nut x 1"-20 Male Throwaway Cylinder Thread) – Most commonly used to connect portable appliances to 20 lb. tanks.

F276136



Propane Low Pressure Regulator
(3/8" Female Pipe Thread x P.O.L.) – 11" W.C. low pressure regulator will operate barbecue grills and low pressure appliances.

F271470



15' Propane Appliance Extension Hose Assembly
(3/8" Male Pipe Thread x 3/8" Female Pipe Thread) (3/8" ID High Pressure Hose) – Used in addition to the existing hose for more length between the propane cylinder and the portable propane appliances such as Mr. Heater's MH35LP, MH125LP, MH55FAV, MH85FAV, MH125FAV, MH170FAVT, MH400FAVT and MH80CV.

F273716



22" Propane Replacement Barbecue Hose
(3/8" Male Pipe Thread x 3/8" Female Flare) – Fits most barbecue gas grills.

F273655



Excess Flow P.O.L. x 1/4" Male Pipe Thread

Call for information on other hoses and adaptors

Item #	Description	Order Case Qty	Case Quantity
Propane Heaters, Propane Gaslights and Parts			
MH4B	Heater, Portable "Little Buddy", 3,800 BTU		6
MH9BX	Heater, Portable "Buddy", 4 - 9,000 BTU		6
MH15	Heater, Single, 10,000 - 15,000 BTU (fits 1 lb tank)		12
MH15C	Heater, Cooker, 10,000 - 15,000 BTU		8
MH15T	Heater, Single, 10,000 - 15,000 BTU		12
MH15TS	Heater, Single, 10,000 - 15,000 BTU, E.I.		12
MH18B	Heater, Portable "Big Buddy", 4 - 18,000 BTU		4
MH30T	Heater, Double, 10,000 - 30,000 BTU		4
MH30TS	Heater, Double, 10,000 - 30,000 BTU, E.I.		4
MH45T	Heater, Triple, 10,000 - 45,000 BTU		2
F237314	Regulator & POL Assembly (New Style)		6
F237349	Thermocouple Assy. w/Tip-Over Switch Connection (New Style)		6
F237416	Safety Shut-Off Valve w/Orifice (New Style)		6
F237425	Thermocouple Assembly (New Style)		6
F273116	Safety Shut-Off Valve w/Orifice		6
F273117	Thermocouple, 12.5"		6
F273164	Grid Screen Kit, For Heater Burner		6
F273607	Regulator Assembly		6
42110	Screen & Burner Head Assembly (New Style)		1
Hoses and Accessories			
F271161	Hose, 22", w/Regulator, QCC-1 x 3/8" F. Flare		6
F271163-60	Hose, 5', 3/8" MPT x 3/8" F. Flare		6
F271470	Hose, 15', 3/8" MPT x 3/8" FPT		6
F273071	Hose, 5', w/Regulator, POL x 3/8" F. Flare		6
F273072	Hose, 12', w/Regulator, POL x 3/8" F. Flare		6
F273655	POL, Excess Flow x 1/4" MPT		6
F273703-60	Hose, 5', 1"-20 Male Thread x Acme Nut		6
F273704	Hose, 10', 1"-20 Male Thread x POL (For Buddy Heater)		6
F273716	Hose, 22", 3/8" MPT x 3/8" F. Flare		6
F276136	Regulator, Low Pressure		6
F276172	Propane Tank Refill Adapter		6

3551 Old Philadelphia Pike - PO Box 10 - Intercourse PA 17534-0010
Phone - 717-768-3231 - Fax 717-768-0053

Effective 3/1/17



The Old Candle Barn, Inc.

Mr Heater, Hoses and Accessories



MH4B "Little Buddy"
3,800 BTU/Hr

- Heats up to 100 sq. ft.



MH9BX "Buddy®" Heater

4,000 and 9,000 BTU/Hr.

- Heats up to 200 sq. ft.



MH18B "Big Buddy®" Heater

4,000, 9,000 and 18,000 BTU/Hr.

- Heats up to 400 sq. ft.

- Portable, Designed and approved for emergency indoor use
- Automatic low oxygen shutoff system, Accidental tip-over safety shutoff
- CSA certified

The Above Heaters are Not designed for permanent installation or for use above an altitude of 7,000 ft.



MH15 Heater
10,000-15,000 BTU/HR.

- Hi-med-low regulator
- Use with 1 lb. cylinder
- Safety shutoff
- Base included



MH15T Heater
MH15TS Heater w/Ignitor
10,000-15,000 BTU/HR.

- Hi-medium-low regulator
- Safety shutoff & S.N. POL
- Direct connection to 5-20 lb. bulk cylinder



MH30T Heater
MH30TS Heater w/Ignitor
10,000-30,000 BTU/HR. Features

- Two safety shutoffs
- Hi-med-low regulator
- Soft nose P.O.L
- Mounts on 20 lb. cylinder

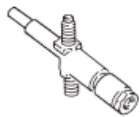


MH45T Heater
10,000-45,000 BTU/HR.

- Three safety shutoffs
- Hi-med-low regulator
- Mounts on 20-100 lb. cylinder
- Operate one, two or three burners at a time

- Operate one or two burners at a time

Parts Fit Mr Heater models up to & including 2010



F273116
Safety Shutoff Valve w/Orifice



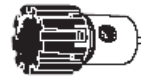
F273117
Thermocouple Lead, 12.5"



F273164
Grid Screen Kit



F273606
Regulator
Replacement for Mr Heater Models MH12T, MH24T and MH42T



F273607
Regulator
Replacement for MH12 & MH12C

Parts Fit Mr Heater models 2011 & Newer

Models MH15T, MH15TS, MH30T, MH30TS, MH45T



F237416
Safety Shutoff



F237425
Thermocouple Assembly



F237349
Thermocouple w/Tip-over Switch Connection



F237314
Regulator

Not Pictured

42110
Screen & Burner Head Assembly



MH15C Heater/Cooker
10,000-15,000 BTU/HR.

- Hi-med-low regulator
- Safety shutoff
- Use w/ 1 lb. cylinder or 20 lb. cylinder using optional hose

3551 Old Philadelphia Pike - PO Box 10 - Intercourse PA 17534-0010

Phone - 717-768-3231 - Fax 717-768-0053

www.oldcandlebarn.com

Effective 3/1/2017